

# Corruption Perceptions Index (CPI) 2022

## THE RESULTS

**Pech Pisey**  
Executive Director  
Transparency International Cambodia

**Date: 31 January 2023**

# CPI 2022: THE TOP 11

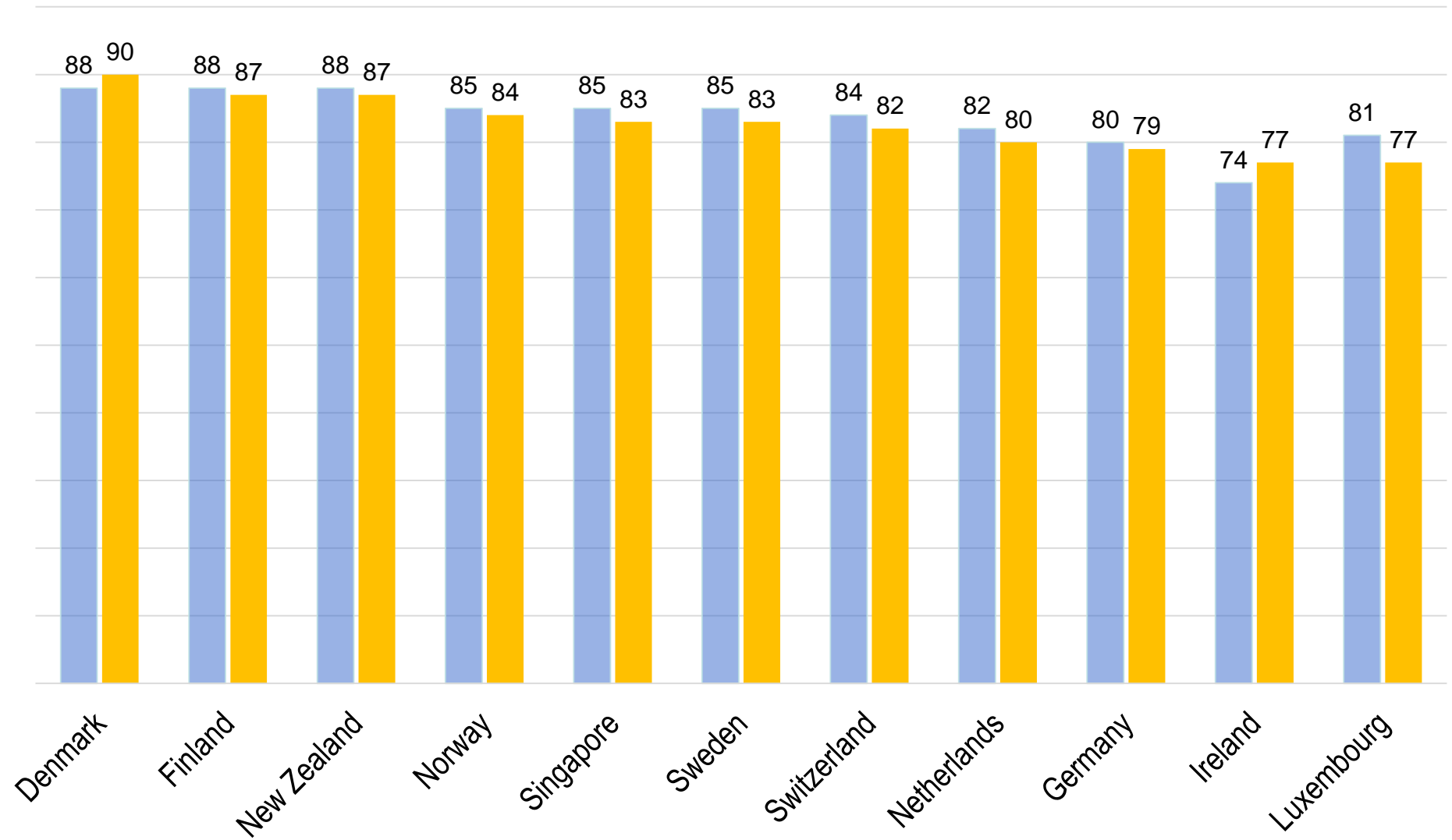
RANK	COUNTRY/TERRITORY	SCORE
1	Denmark	90
2	Finland	87
2	New Zealand	87
4	Norway	84
5	Singapore	83
5	Sweden	83
7	Switzerland	82
8	Netherlands	80
9	Germany	79
10	Ireland	77
10	Luxembourg	77

# CPI 2022: THE BOTTOM 10

RANK	COUNTRY/TERRITORY	SCORE
171	Libya	17
171	Korea, North	17
171	Haiti	17
171	Equatorial Guinea	17
171	Burundi	17
176	Yemen	16
177	Venezuela	14
178	Syria	13
178	South Sudan	13
180	Somalia	12

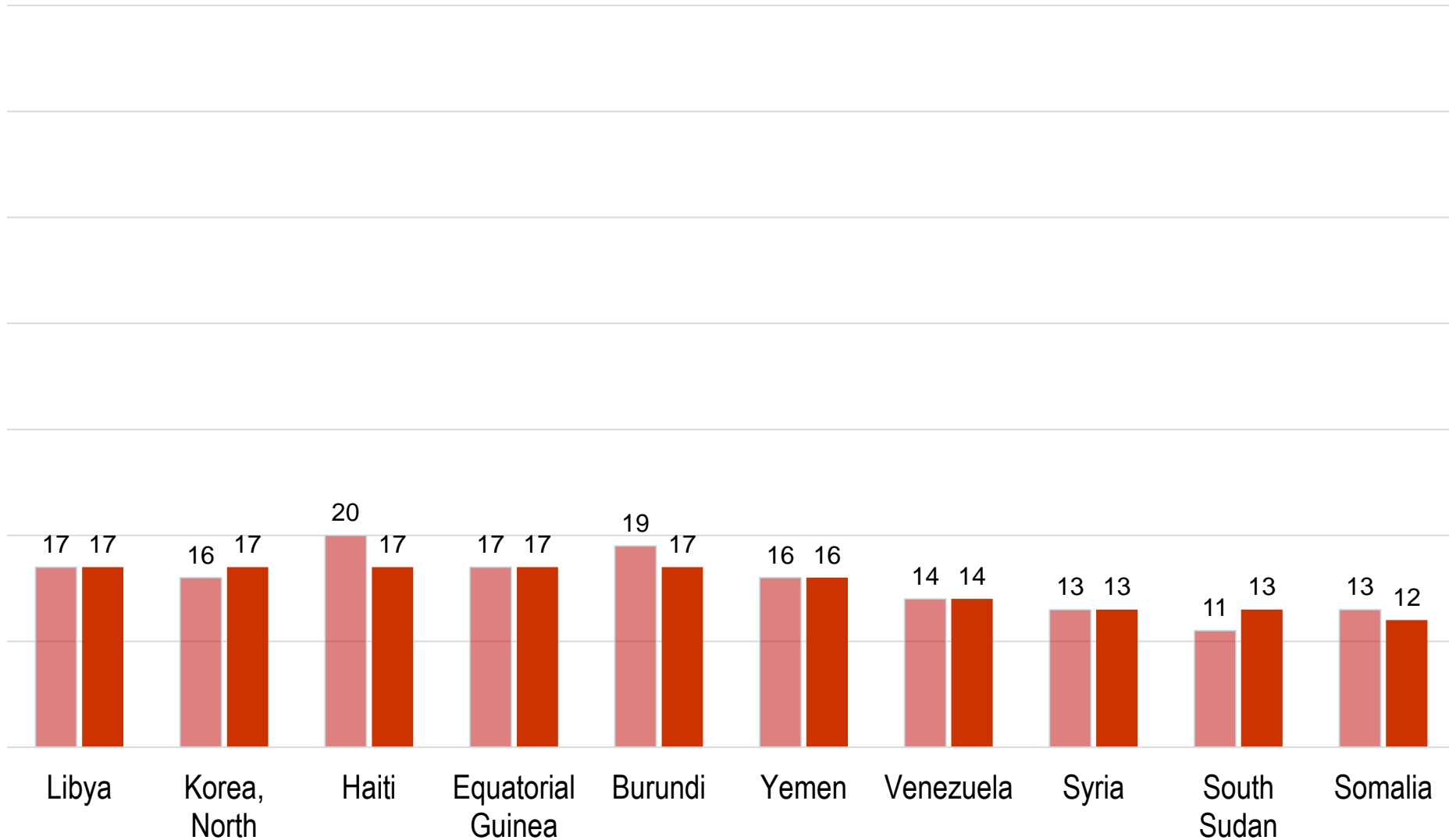
# COMPARISON TOP 11 (2021-2022)

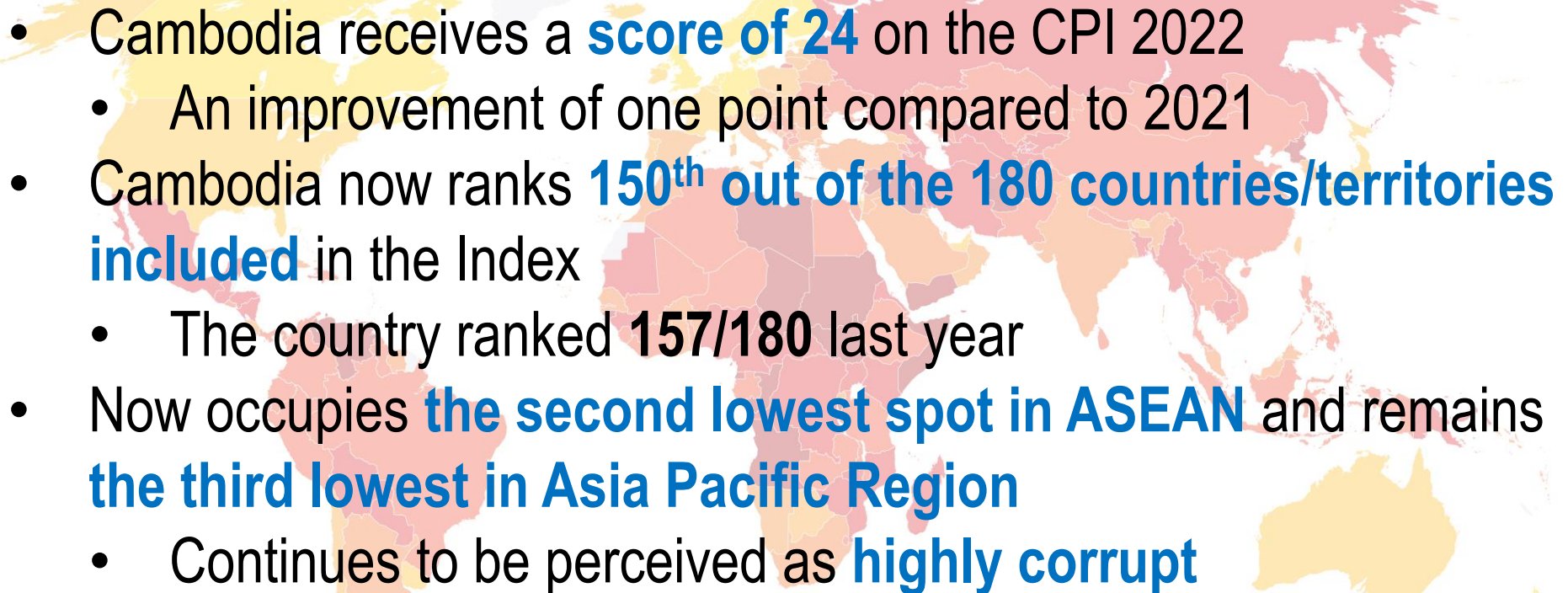
■ CPI 2021 ■ CPI 2022



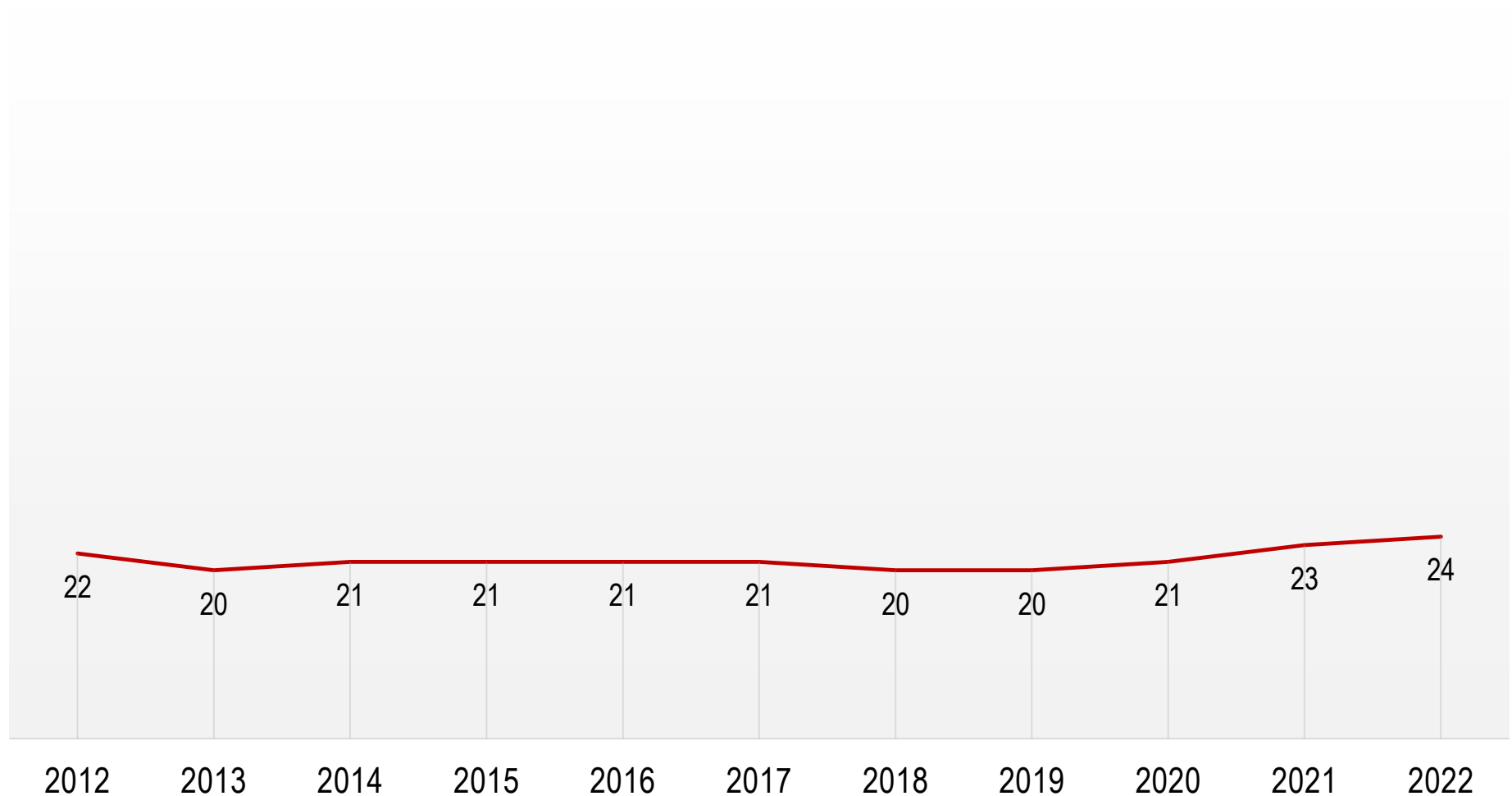
# COMPARISON BOTTOM 10 (2021-2022)

■ CPI 2021 ■ CPI 2022



- Cambodia receives a **score of 24** on the CPI 2022
    - An improvement of one point compared to 2021
  - Cambodia now ranks **150<sup>th</sup> out of the 180 countries/territories included** in the Index
    - The country ranked **157/180** last year
  - Now occupies **the second lowest spot in ASEAN** and remains **the third lowest in Asia Pacific Region**
    - Continues to be perceived as **highly corrupt**
- 

# CAMBODIA'S CPI SCORES COMPARISON OVER THE YEARS (2012 – 2022)



# CPI 2022: DATA SOURCES FOR CAMBODIA

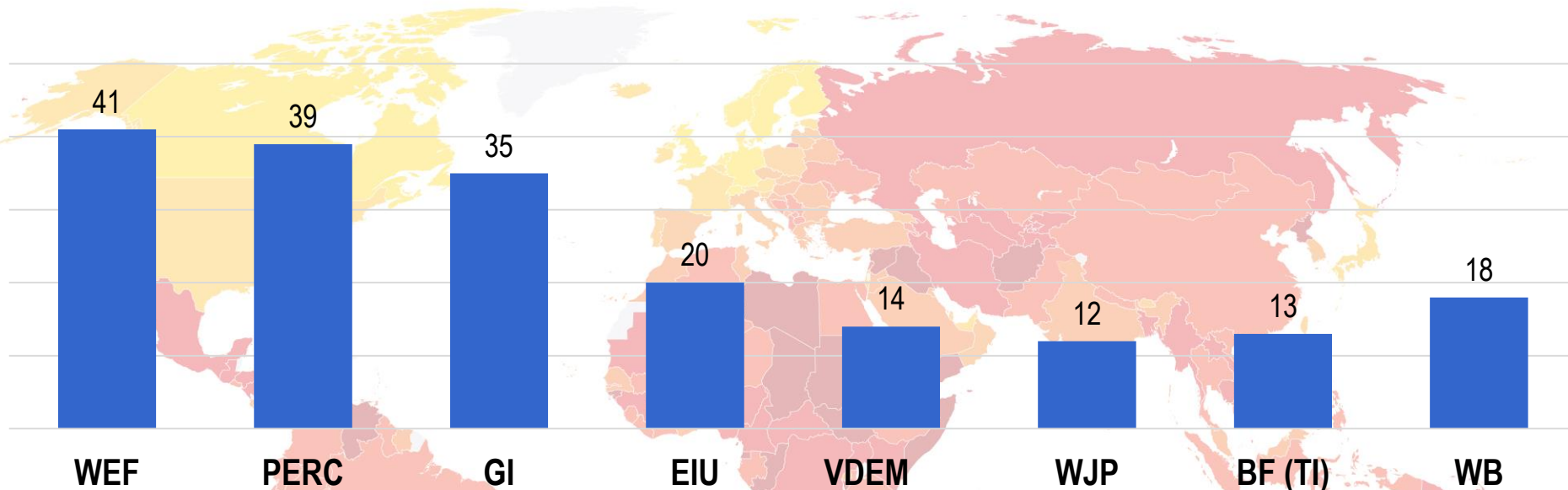
<b>1. World Economic Forum Executive Opinion Survey</b>	<b>World Economic Forum (WEF)</b>	Assessment of critical aspects of socio-economic development by business executives, including governance, entrepreneurship, the quality of infrastructure.
<b>2. Asian Intelligence</b>	<b>Political and Economic Risk Consultancy (PERC)</b>	Assessment of risks, with a focus on critical socio-political variables including corruption, intellectual property rights risks, and labor quality.
<b>3. Global Insight Country Risk Ratings</b>	<b>Global Insights (GI)</b>	Political risk analysis of events impacting business, investment, and economic climates worldwide.
<b>4. Economist Intelligence Unit Country Risk Service</b>	<b>Economist Intelligence Unit (EIU)</b>	Analysis of political, economic policy and economic structure risks worldwide.



# CPI 2022: DATA SOURCES FOR CAMBODIA

<b>5. The Varieties of Democracy Index</b>	<b>The V-Dem institute (V-Dem)</b>	Include information on hundreds of indicators on all aspects of government, especially on the quality of democracy, inclusivity, and other economic indicators
<b>6. World Justice Project Rule of Law Index Expert Survey</b>	<b>World Justice Project (WJP)</b>	A portrait of the rule of law worldwide by providing scores and rankings based on eight factors, including constraints on Government Powers and Absence of Corruption.
<b>7. Bertelsmann Stiftung Transformation Index</b>	<b>Bertelsmann Stiftung</b>	Analyzes and compares transformation processes towards democracy and a market economy worldwide
<b>8. World Bank Country Policy and Institutional Assessment</b>	<b>World Bank</b>	Assess the conduciveness of a country's policy and institutional framework to poverty reduction, sustainable growth, and the effective use of development assistance.

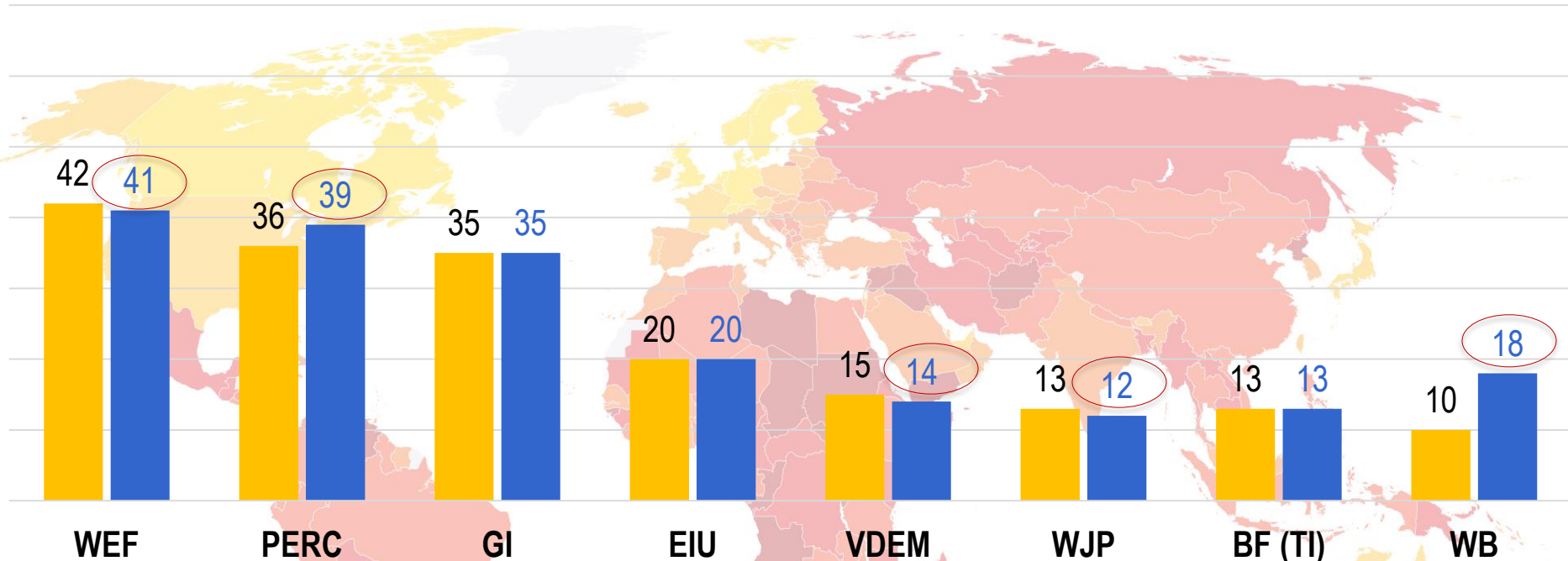
# CPI 2022: DATA SOURCES FOR CAMBODIA



1. **WEF** : World Economic Forum Executive Opinion Survey 2021
2. **PERC** : Political and Economic Risk Consultancy Asian Intelligence 2022
3. **GI** : Global Insight Country Risk Ratings 2021
4. **EIU** : Economist Intelligence Unit Country Risk Service 2022
5. **VDEM** : The Varieties of Democracy 2022
6. **WJP** : World Justice Project Rule of Law Index Expert Survey 2022
7. **BF (TI)** : Bertelsmann Stiftung Transformation Index 2022
8. **WB** : World Bank Country Policy and Institutional Assessment 2021

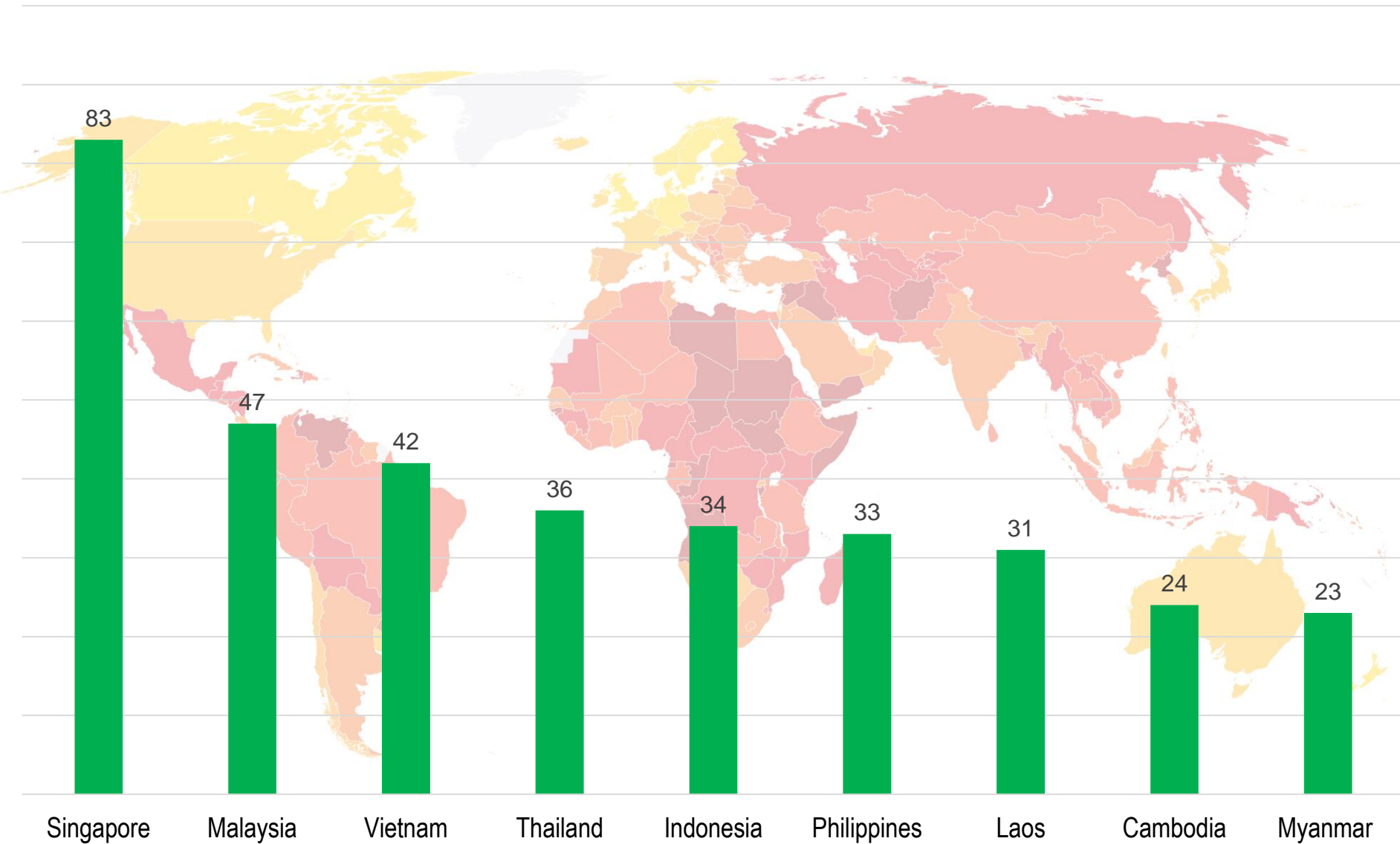
# COMPARISON OF DATA SOURCES FOR CAMBODIA 2021-2022

■ 2021 ■ 2022



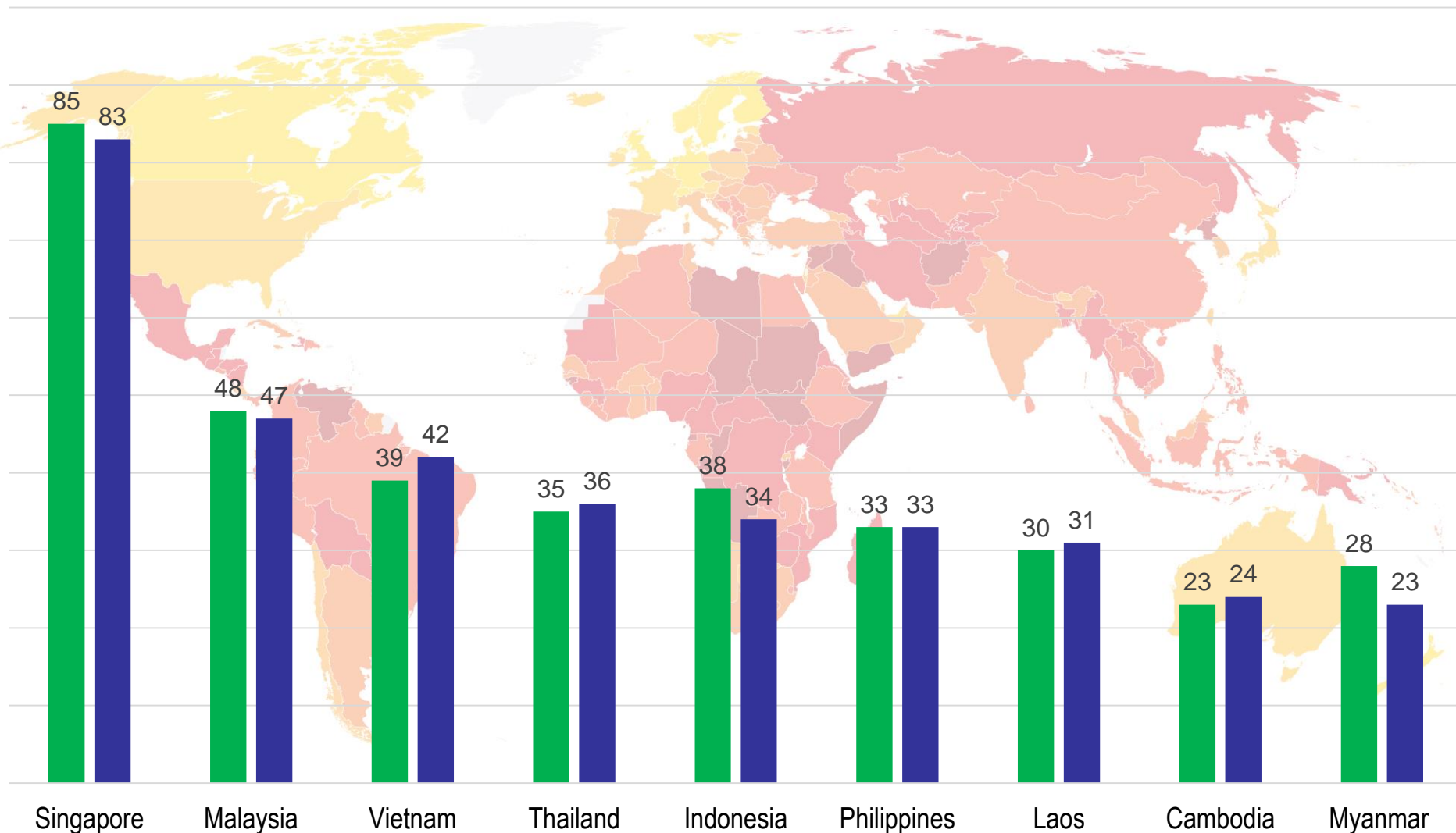
1. **WEF** : World Economic Forum Executive Opinion Survey 2020 vs. 2021
2. **PERC** : Political and Economic Risk Consultancy Asian Intelligence 2021 vs. 2022
3. **GI** : Global Insight Country Risk Ratings 2020 vs. 2021
4. **EIU** : Economist Intelligence Unit Country Risk Service 2021 vs. 2022
5. **VDEM** : The Varieties of Democracy 2021 vs. 2022
6. **WJP** : World Justice Project Rule of Law Index Expert Survey 2021 vs. 2022
7. **BF (TI)** : Bertelsmann Stiftung Transformation Index **2022 vs. 2022**
8. **WB** : World Bank Country Policy and Institutional Assessment 2020 vs. 2021

# CPI 2022 (ASEAN Countries)

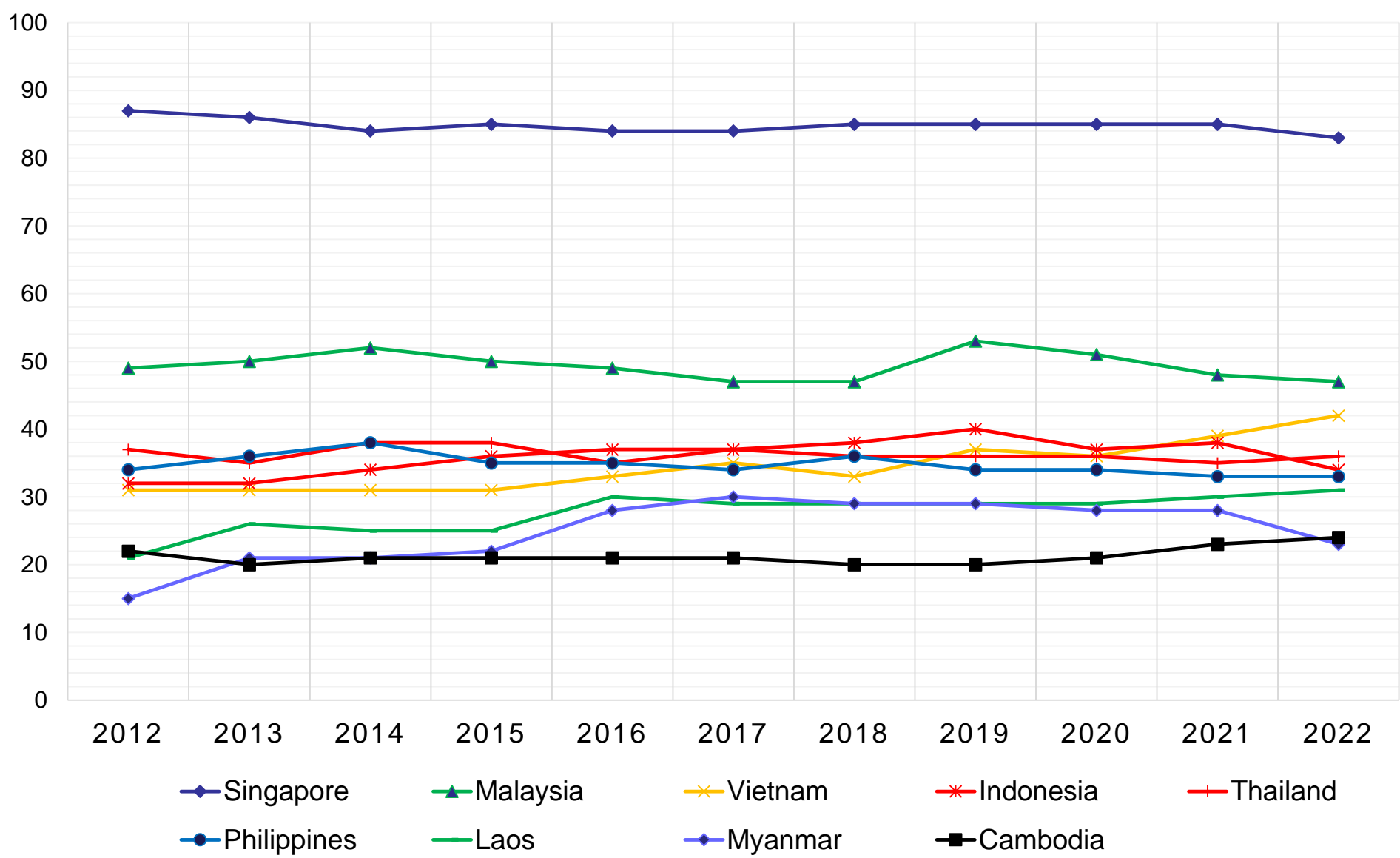


# CPI 2021-2022 (ASEAN Countries)

■ CPI 2021 ■ CPI 2022



# ASEAN COUNTRIES' CPI SCORES COMPARISON OVER THE YEARS





## Key recommendations of TI Cambodia are:

1. **Sanction corrupt behaviors and offenses**, both grand and small-scale, and ensure that corruption is a high risk and a low gain venture through an effective enforcement of the anti-corruption legislations.
2. **Uphold the rights needed to hold power to account.** The government should end restrictions on freedoms of expression, association and assembly and ensure justice for crimes against human rights defenders must also be an urgent priority.
3. **Restore and strengthen institutional checks on power.** Public oversight bodies need to be independent, well-resourced and empowered to detect and sanction wrongdoings.
4. **Amend/adopt anti-corruption legislations/provisions and ensure that it meets international standards and practices.**
5. **Adopt the Access to Information law** that meets the international standard and promote the right to information.
6. **Promote fair competition and better level playing field for the private sector** including promoting corporate ownership transparency, advancing transparency in public procurement and promoting equal compliance.

To download relevant documents, please visit our websites:

[www.transparency.org](http://www.transparency.org) / [www.ticambodia.org/cpi2022](http://www.ticambodia.org/cpi2022)

Or scan QR Code below:





# THANK YOU!



+855 23 88 36 81 / 88 36 82



info@ticambodia.org



www.ticambodia.org



Transparency International Cambodia



@ticambodia