

Corruption Perceptions Index (CPI) 2019

THE RESULTS

Pech Pisey
Senior Director of Programmes
Transparency International Cambodia

Date: 23 January 2020

CPI 2019: THE TOP 10

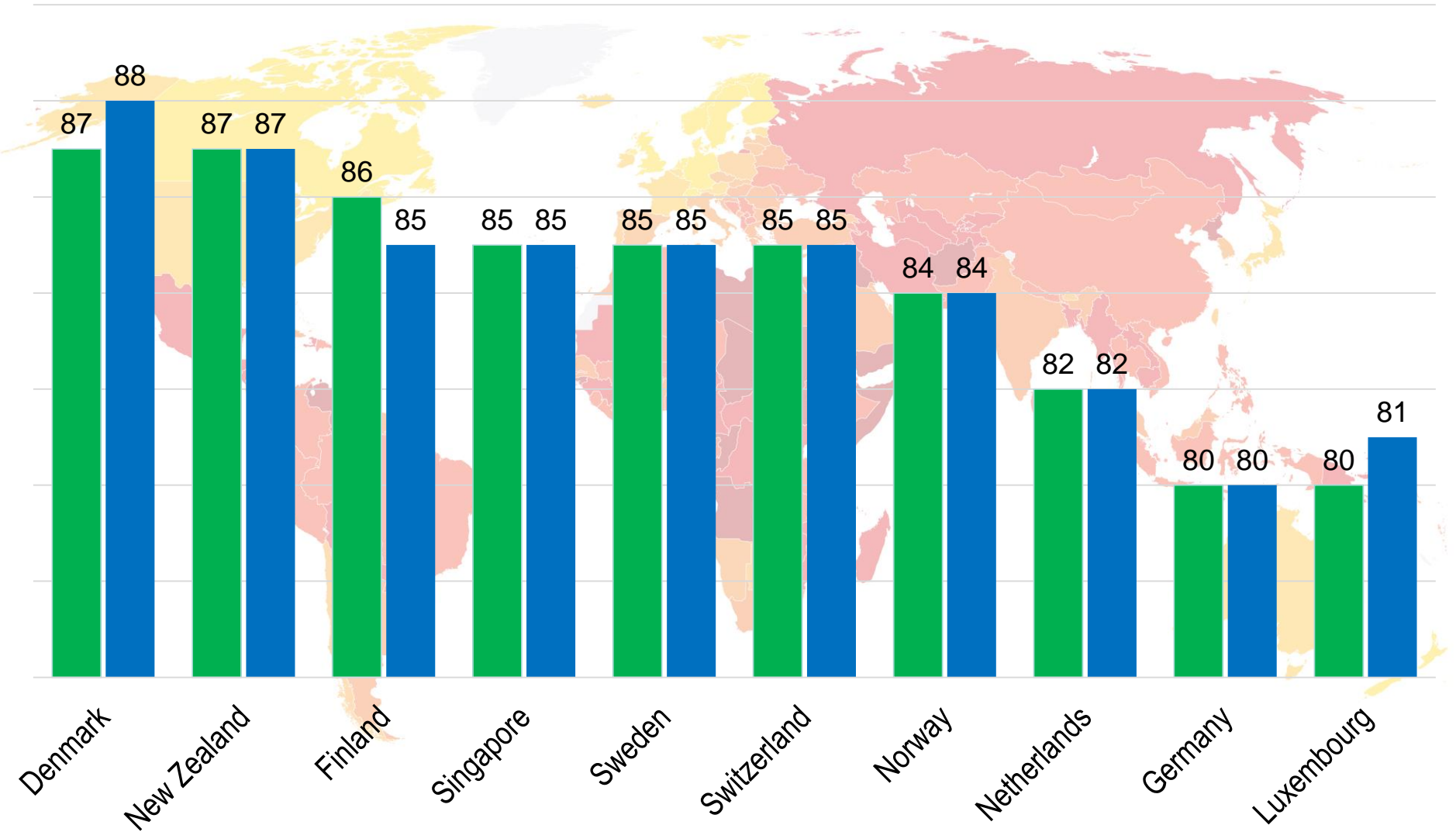
RANK	COUNTRY/TERRITORY	SCORE
1	Denmark	87
1	New Zealand	87
3	Finland	86
4	Singapore	85
4	Sweden	85
4	Switzerland	85
7	Norway	84
8	Netherlands	82
9	Germany	80
9	Luxembourg	80

CPI 2019: THE BOTTOM 10

RANK	COUNTRY/TERRITORY	SCORE
168	Democratic Republic of the Congo	18
168	Guinea Bissau	18
168	Haiti	18
168	Libya	18
172	Korea, North	17
173	Afghanistan	16
173	Equatorial Guinea	16
173	Sudan	16
173	Venezuela	16
177	Yemen	15
178	Syria	13
179	South Sudan	12
180	Somalia	9

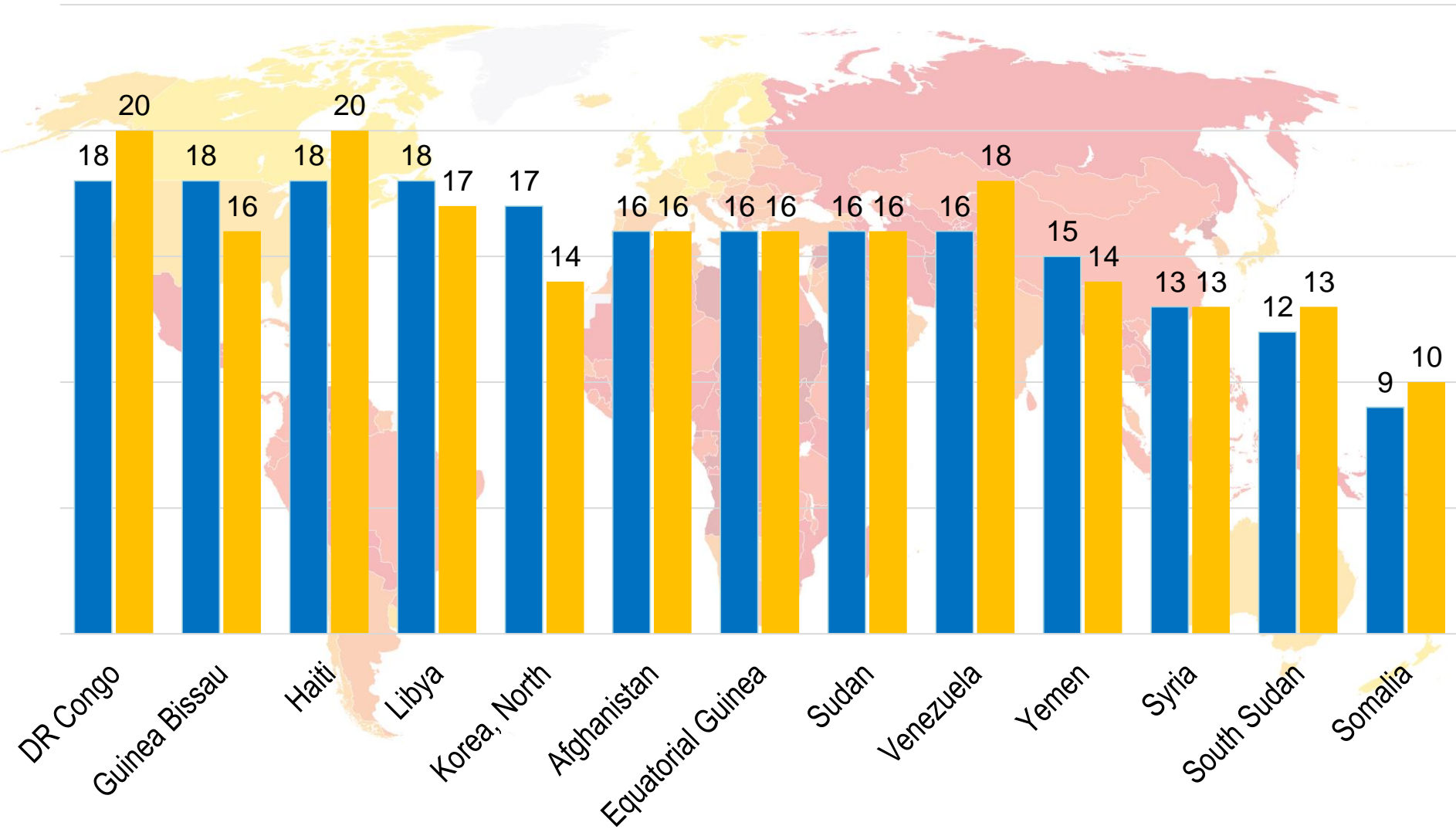
COMPARISON TOP 10 (2019-2018)

■ CPI 2019 ■ CPI 2018



COMPARISON BOTTOM 10 (2019-2018)

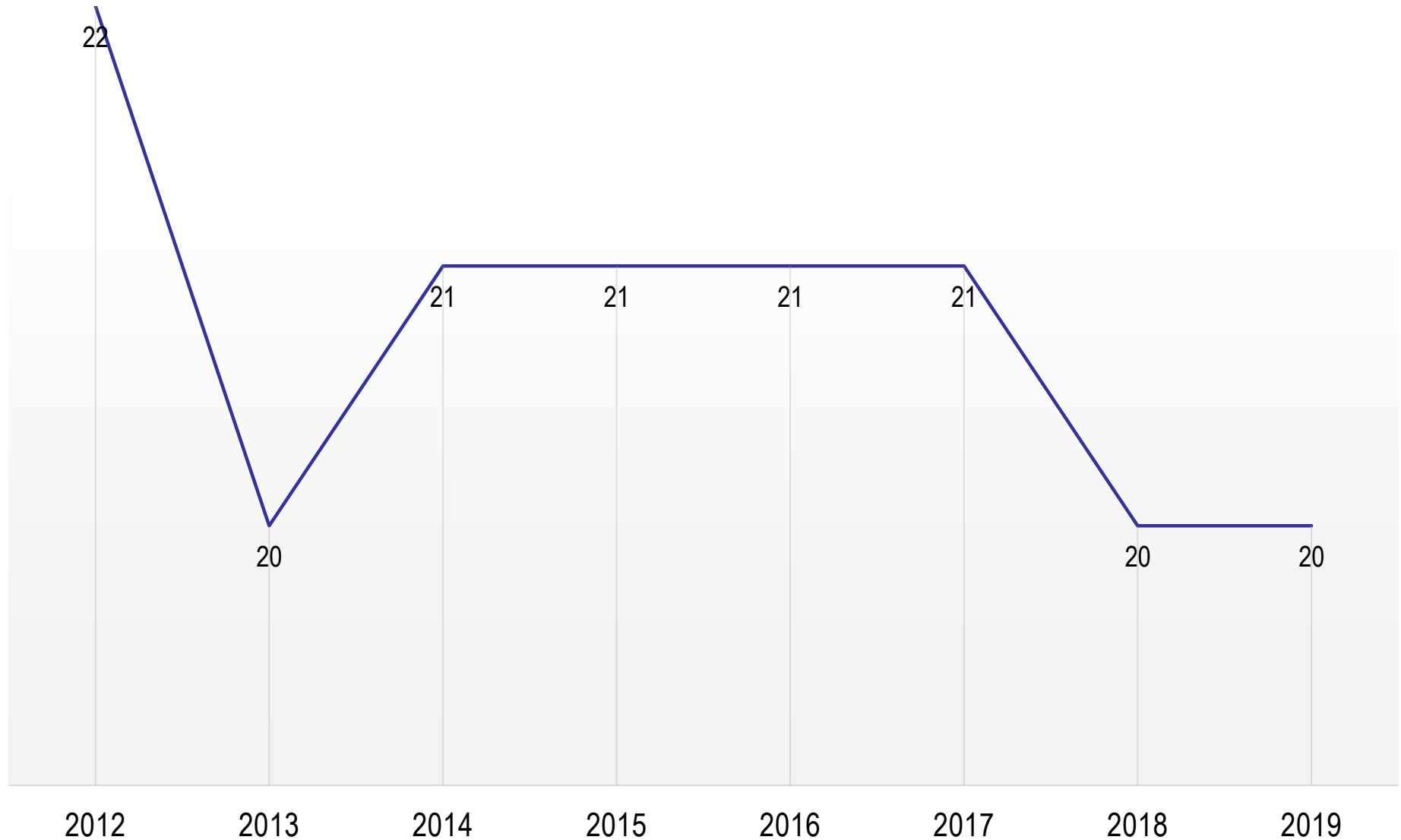
■ CPI 2019 ■ CPI 2018



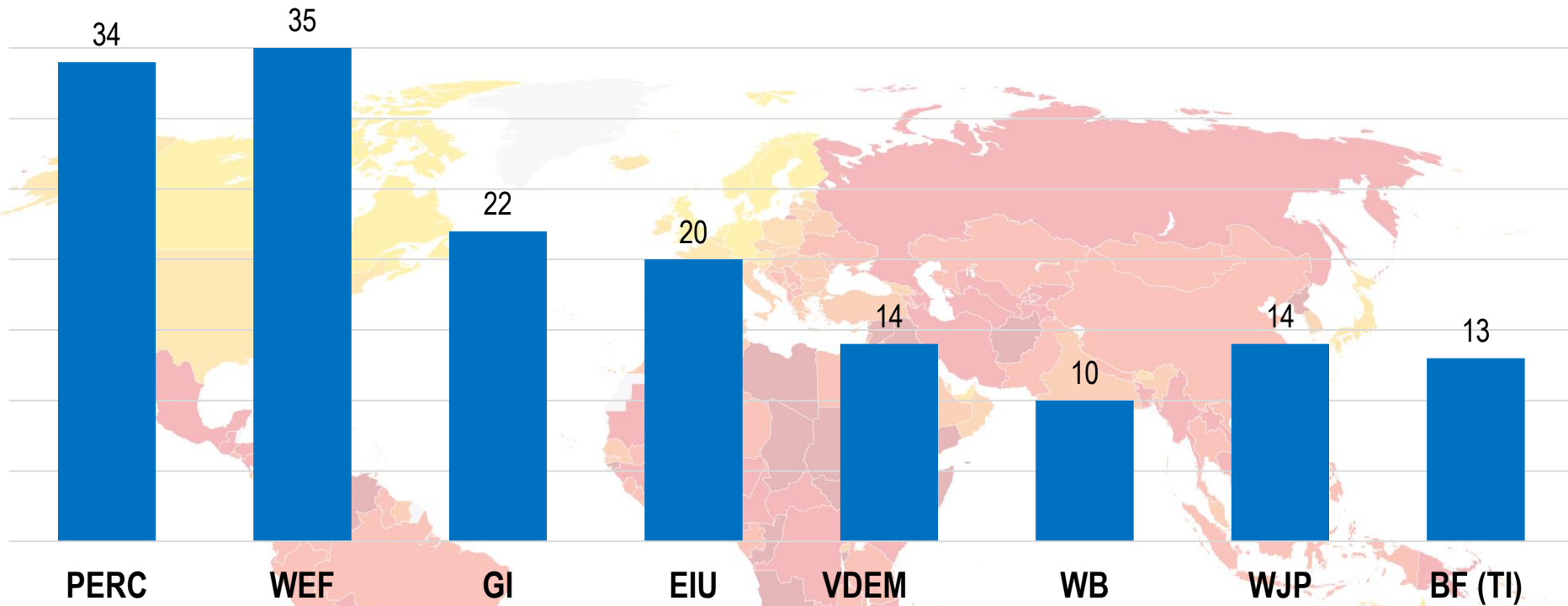
- 
- Cambodia receives **score of 20** in the CPI 2019 Index. In comparison to 2018, the score remains the same.
 - Cambodia now ranks **162nd out of the 180 countries/territories included** in the index (it ranked 161/180 last year).

Continues to be perceived as **highly corrupt** and continues to occupy **the lowest spot in ASEAN and the third lowest in Asia Pacific Region.**

CAMBODIA'S CPI SCORES COMPARISON OVER THE YEARS (2012 – 2019)



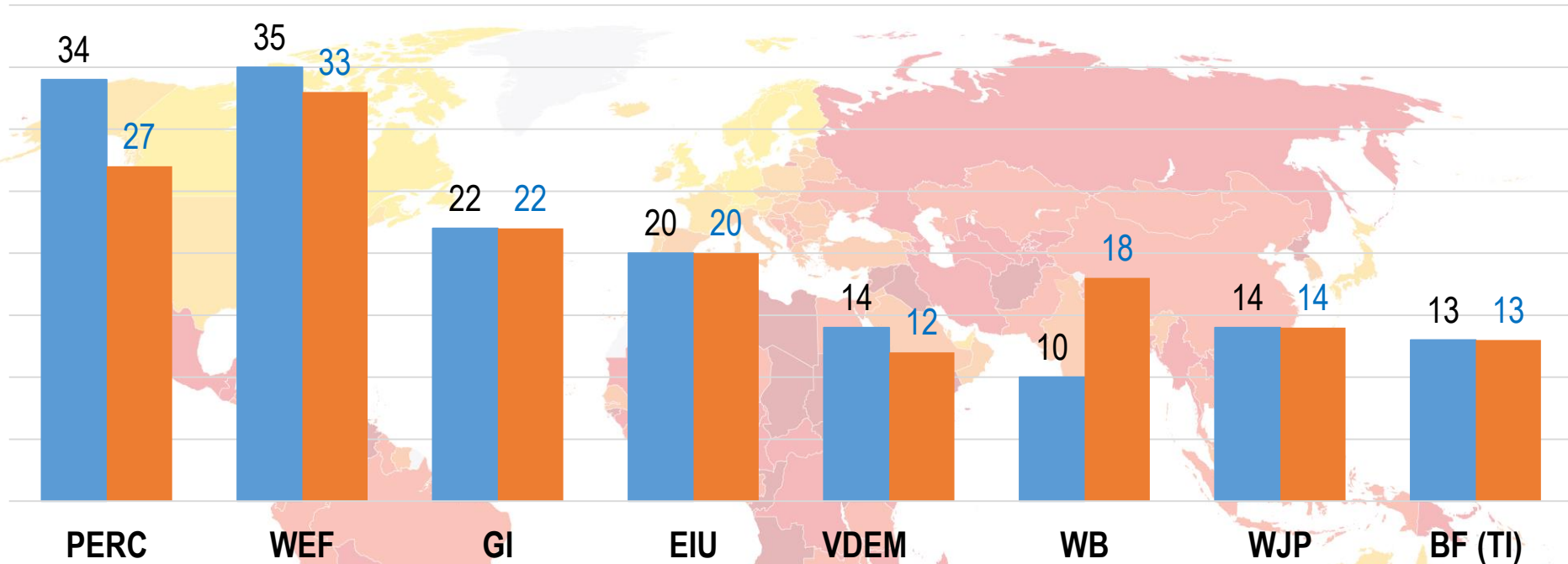
CPI 2019: DATA SOURCES FOR CAMBODIA



1. **PERC** : Political and Economic Risk Consultancy Asian Intelligence 2019
2. **WEF** : World Economic Forum Executive Opinion Survey 2019
3. **GI** : Global Insight Country Risk Ratings 2018
4. **EIU** : Economist Intelligence Unit Country Risk Service 2019
5. **VDEM** : The Varieties of Democracy 2019
6. **WJP** : World Justice Project Rule of Law Index Expert Survey 2019
7. **BF (TI)** : Bertelsmann Stiftung Transformation Index 2020
8. **WB** : World Bank Country Policy and Institutional Assessment 2018

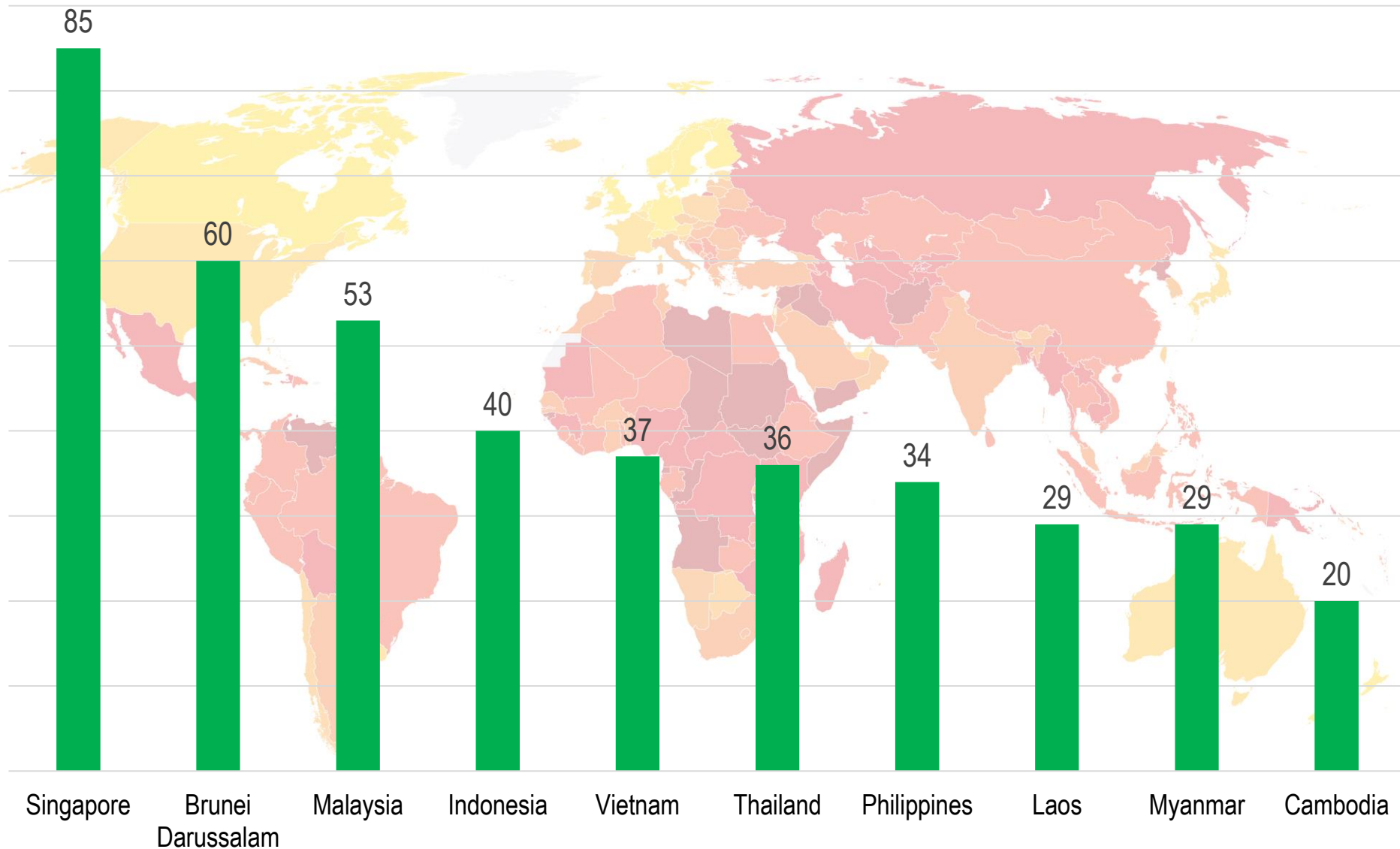
COMPARISON OF DATA SOURCES FOR CAMBODIA 2019-2018

■ 2019 ■ 2018

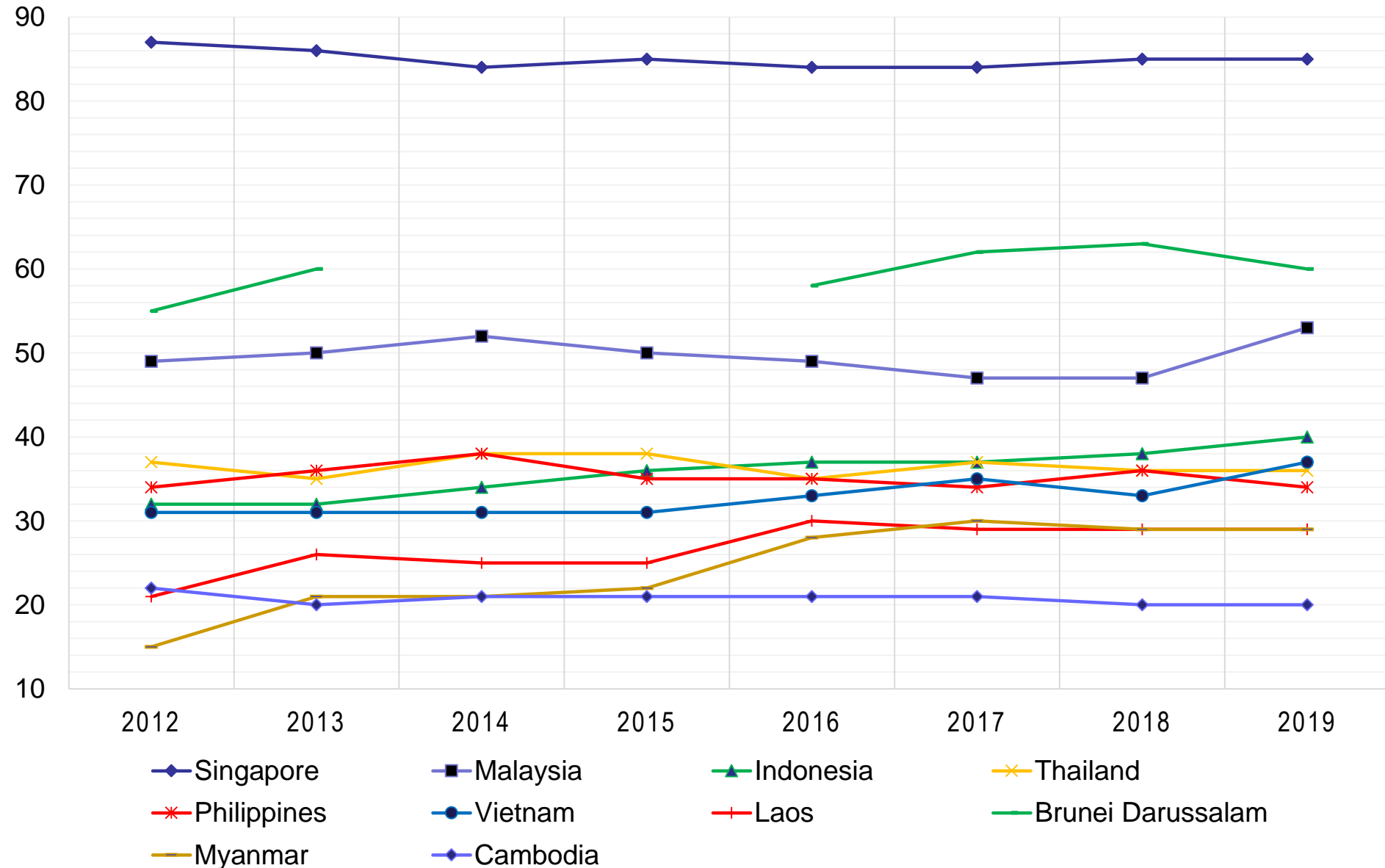


1. **PERC** : Political and Economic Risk Consultancy Asian Intelligence 2019 vs. 2018
2. **WEF** : World Economic Forum Executive Opinion Survey 2019 vs. 2018
3. **GI** : Global Insight Country Risk Ratings 2018 vs. 2017
4. **EIU** : Economist Intelligence Unit Country Risk Service 2019 vs. 2018
5. **VDEM** : The Varieties of Democracy 2019 vs. 2018
6. **WJP** : World Justice Project Rule of Law Index Expert Survey 2019 vs. 2017-2018
7. **BF (TI)** : Bertelsmann Stiftung Transformation Index 2020 vs. 2017-2018
8. **WB** : World Bank Country Policy and Institutional Assessment 2018 vs. 2017

CPI 2019 (ASEAN Countries)



ASEAN COUNTRIES' CPI SCORES COMPARISON OVER THE YEARS



Key recommendations of TI Cambodia are:

1. Amend a number of articles of the anti-corruption law, especially with regard to asset declaration
2. Adopt the draft law on Access to Information and the draft laws on Protection of Reporting Person and Protection of Witness, Expert and Victim
3. Strengthen the institutions responsible for promotion of rule of law and addressing the implementation gap of anti-corruption legislations
4. Enable active participation of CSOs and media to participate in the fight against corruption
5. Establish accountability mechanisms and ensure check and balance at both national and sub-national levels
6. Promote transparency involving collected revenues by providing public access to tax payer data to create a better playing field for private sector and building public trust.

THANK YOU!



+855 23 88 36 81 / 88 36 82



info@ticambodia.org



www.ticambodia.org



Transparency International Cambodia



@ticambodia